

5. ROAD BOOK SHORT DISTANCE

A kilometre distance from box to box that is less than 150 meters will be marked with a vertical arrow.
The partial distance box will be highlighted as shown in diagram 4.

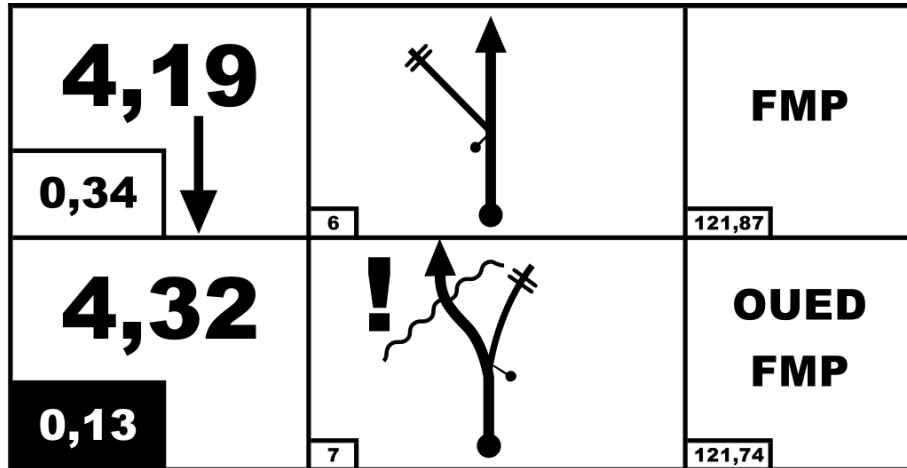


Diagram 4

6. ROAD BOOK DANGER INDICATION

Three danger exclamation marks (!!!) will be indicated with a black frame around the box and with a black distance marking as shown in Diagram 5.

If the danger mark (!, !!, !!!) applies to all symbols in the diagram box, the marks (!, !!, !!!) are framed in black as shown in Diagram 5.

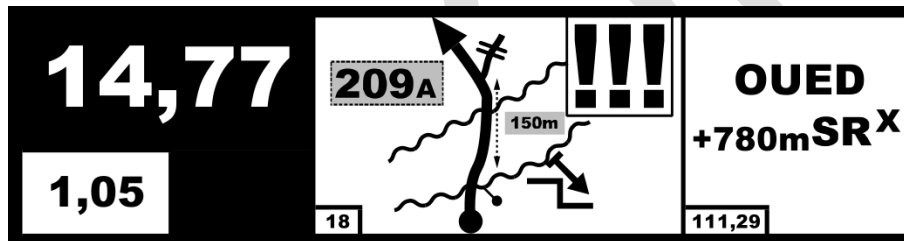


Diagram 5

7. ROAD BOOK SPEED ZONE INDICATION

All Road book boxes corresponding to the speed zone will be frame in signal stripes, as shown in Diagram 6.

SZ and FZ should be marked in the distance box like all WPs, as shown in Diagram 6.

The speed is indicated in the description box.

If the end of one speed zone is the beginning of a new speed zone, the first FZ indication may be omitted.

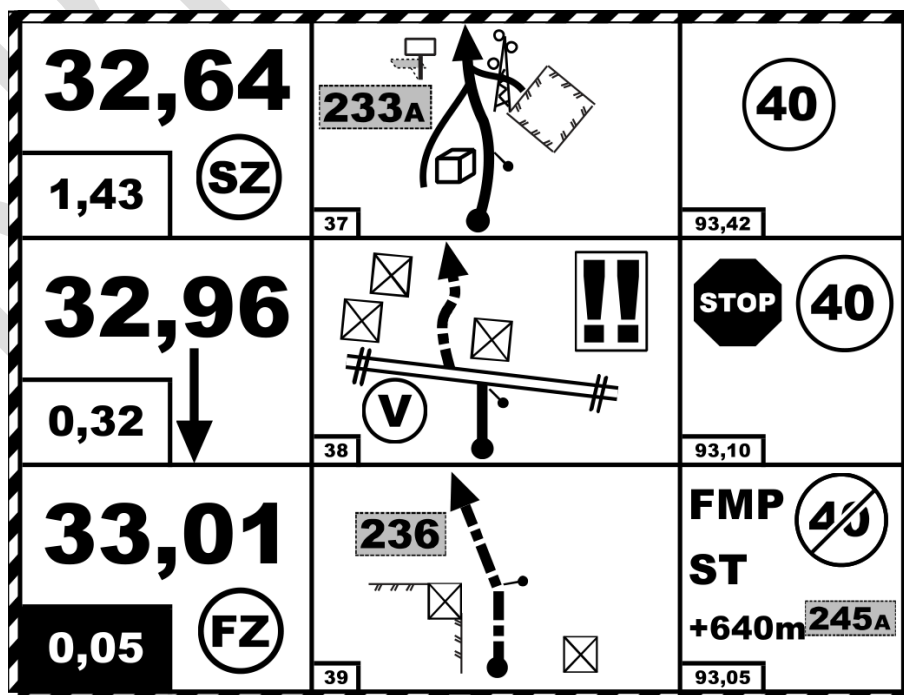


Diagram 6